

# Subminiature Slide Switches

## Specifications:

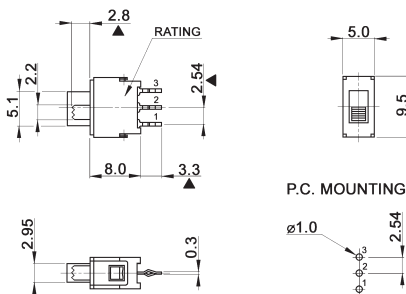
Contact rating:	max. 48 V AC/DC, 0.4 VA / max. 50 mA min. 20 mV AC/DC, 1 $\mu$ A
Contact resistance:	< 50 m $\Omega$
Insulation resistance:	> 500 M $\Omega$
Dielectric strength:	500V, 50Hz for the duration of 1 minute
Operating temperature:	-40 °C to +85 °C
Electrical life:	minimum 40 000 operations
Contacts:	phosphor-bronze, gold-plated over nickel barrier
Terminals:	phosphor-bronze, gold-plated over nickel barrier
Protection:	IP 67
Material:	case: PA 66 (UL 94 V-0) switch-support: brass, tin-plated actuator: PBT meets UL 94 V-0 protective cover: silicone rubber
Mounting:	on pc-board
Soldering conditions:	wave-soldering – max.: 5 $\pm$ 1 sec, 260 °C $\pm$ 5 °C

The cap can be removed after washing, the protection of IP 67 is no longer existing.


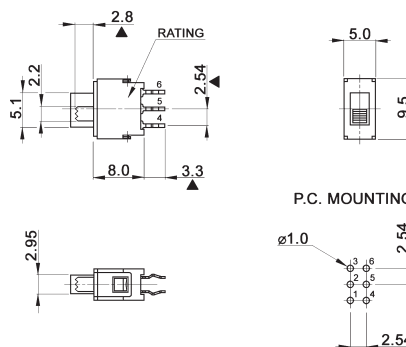
**Models:** Switching function – the closed contacts correspond to the slide position

**washable**

SPDT  
ASE 1 D      on – on  
ASE 1 E      on off on



DPDT  
ASE 2 D      on – on  
ASE 2 E      on off on



UL recognized components on request.

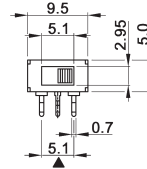
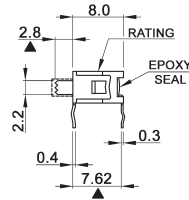
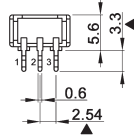


# Subminiature Slide Switches

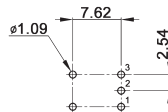
**Models:** Switching function – the closed contacts correspond to the slide position

**S P D T**

ASE 1 D – RA    on – on  
 ASE 1 E – RA    on off on

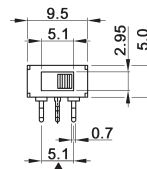
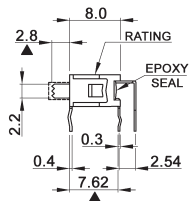
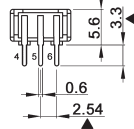


**P.C. MOUNTING**

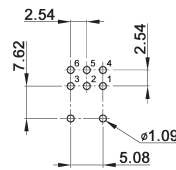


**D P D T**

ASE 2 D – RA    on – on  
 ASE 2 E – RA    on off on



**P.C. MOUNTING**



**washable**



UL recognized components on request.